









Druckregelventile

P 65-1

Pressure regulators

01.02.2008



Sinnbild Symbol	max. bar	max. l/min	Flanschbild (Eingang) Inlet connection	Druckanschluß Discharge side	Bypass	Betätigung Function	Teile Nr. Part no.
	1500	240	30x65mm	M22x1,5	1"	federbelastet spring loaded	7002333
	800	240	30x65mm	M22x1,5	1"	pneumatisch pneumatic	7009182
	1500	240	30x65mm	M22x1,5	1"	pneumatisch pneumatic	7003483
	400	300	50x65mm (M38x1,5)	M38x1.5	1"	federbelastet spring loaded	1010358
	400	300	50x65mm (M38x1,5)	M38x1.5	1"	pneumatisch pneumatic	1010354
	500	1200	80x90mm (2")	2"	1 1/2"	federbelastet spring loaded	7003776
	500	1200	80x90mm (2")	2"	1 1/2"	pneumatisch pneumatic	7003808
	1100	250	30x65mm	M30x1,5	1 1/2"	pneumatisch pneumatic	7006873