

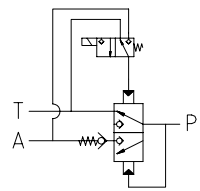
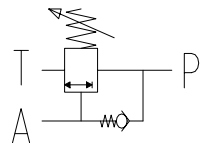
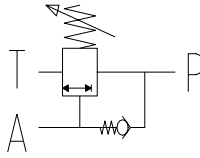
Umlaufventil

Unloader valves

P 65-2

01.02.2008



Sinnbild Symbol	max. bar	min. - max. l/min	Flanschbild (Eingang) Inlet connection	Druck- anschluß Discharge side	Bypass	Betätigung Function Special Notes	Teile Nr. Part no.
	420	200 - 600	70x70mm	SAE 1 1/2" 6000 PSI	SAE 2" 3000 PSI	ohne Zwischenplatte und Pilotventil without spacer and pilot valve	7015910
Zwischenplatte kplt.; benoetigt zum Anbau der Industrie-Pilotventile Spacer complete; for assembly of the industrial pilot valves							7016993
Note: Für Pilotventil Bergbau ist keine Zwischenplatte notwendig Spacer not required for coal mining pilot valves							
3/2 Wege Industrie - Pilotventil / 3/2 Way industrial pilot valve DN 3, pos.						12 V DC	7016945
3/2 Wege Industrie - Pilotventil / 3/2 Way industrial pilot valve DN 3, pos.						24 V DC	7016250
3/2 Wege Industrie - Pilotventil / 3/2 Way industrial pilot valve DN 3, pos.						230 V DC	7017455
3/2 Wege Bergbau - Pilotventil / 3/2 Way coal mining pilot valve DN 3, IE7						12 V	7013216
	700	200	50x65mm	M22x1.5	1"	federbelastet spring loaded	7005662
	700	350	70x70mm	M38x1,5	1"	federbelastet spring loaded	7005663